


Recommended Watts of Inverters


---for common electronics, tools and appliances.


How many watts inverter does my appliance use?


Note:


Appliances specifications vary from brand to brand. Check product label or manual for actual ratings. This guide should be used as a reference tool ONLY, we cannot be held responsible for differences in wattage of your devices.

Electronics 	Average wattage	Recommended 12 Inverter	Recommended 24 Inverter
CD, Tape, Radio, Receiver System	250W	300W-12V	300W-24V
CRT/Tube TV-average	250W	400W-12V	400W-24V
Home theatre	250W	400W-12V	400W-24V
LCD TV-average	200W	300W-12V	300W-24V
Plasma TV-average	350W	500W-12V	500W-24V
Radio	71W	100W-12V	100W-24V
Rear Proj. TV-average	200W	400W-12V	400W-24V
Television (Color, Solid State)	200W	300W-12V	300W-24V
VCR/DVD	21W	100W-12V	100W-24V

Game Consoles 	Average wattage	Recommended 12 Inverter	Recommended 24 Inverter
Nintendo™ Wii	119W	200W-12V	200W-24V
Playstation™ 3	197W	300W-12V	300W-24V
Xbox™ 360	187W	300W-12V	300W-24V

Computer/ACC 	Average wattage	Recommended 12 Inverter	Recommended 24 Inverter
PC desktop-average	350W	400W-12V	400W-24V
PC laptop-average	100W	150W-12V	150W-24V
Computer (With Monitor and Printer)	365W	500W-12V	500W-24V

Tools 	Average wattage	Recommended 12 Inverter	Recommended 24 Inverter
Drill	500W	800W-12V	800W-24V
Power Tools (Circular Saw)	800W	2000W-12V	2000W-24V

Small Appliances 	Average wattage	Recommended 12 Inverter	Recommended 24 Inverter
Air Conditioner (depends on unit)	small to med – 800 to 1500W	2000W-12V	2000W-24V
Air Conditioner (depends on unit)	med to large unit -3500W	6000W-12V	N/A
Blender/food processor-avg	750W	1000W-12V	1000W-24V
Cell phone charger avg.	65W	100W-12V	100W-24V
Curling Iron	1500W	2000W-12V	2000W-24V
Fans	60W	150W-12V	150W-24V
Flat Iron/Curling Irons	550W	800W-12V	800W-24V
Hair dryer-average	550-1850W	2000W-12V	2000W-24V
Hair Dryer (Hand Held)	1600W	2000W-12V	2000W-24V
Iron	1400W	2000W-12V	2000W-24V
Space heaters-average	1500W	2000W-12V	2000W-24V

Appliances	Average wattage	Recommended 12 Inverter	Recommended 24 Inverter
Air Conditioner (12V,000 BTU)	1500W	2000W-12V	2000W-24V
Air Conditioner (36,000 BTU)	4500W	6000W-12V	N/A
Blender	385 W	600W-12V	600W-24V
Bug Zapper	40W	200W-12V	200W-24V
Chest freezer (depends on unit)	1.3 cf-80	400W-12V	400W-24V
Chest freezer (depends on unit)	3.0 cf-150	500W-12V	500W-24V
Chest freezer (depends on unit)	6.0 cf-240	1000W-12V	1000W-24V
Clothes Dryer	5000W	6000W-12V	N/A
Coffee Maker (Auto Drip)	1165W	2000W-12V	2000W-24V
Convection Oven	1500W	2000W-12V	2000W-24V
Dehumidifier (20 Pints, Summer)	450W	800W-12V	800W-24V
Dishwasher (Dry Cycle)	1200W	2000W-12V	2000W-24V
Disposal	420W	600W-12V	600W-24V
Fan (Ceiling)	80W	200W-12V	200W-24V
Freezer (Automatic Defrost 15 cu. ft.)	440W	600W-12V	600W-24V
Fry Pan	1200W	2000W-12V	2000W-24V
Garage Door Opener	350W	600W-12V	600W-24V
Humidifier (Winter)	177W	300W-12V	300W-24V
Microwave Oven	1500W	2000W-12V	2000W-24V
Mini Fridge-average	60 –standby	500W-12V	500W-24V
Mixer, Hand	100W	200W-12V	200W-24V
Refrigerator/Freezer (Frostfree, 17.5 cuft.)	450W	1000W-12V	1000W-24V
Satellite Dish (Includes Receiver)	360W	500W-12V	500W-24V
Standard Fridge-average	230 –standby	2000W-12V	2000W-24V
Sub-Pump	750-1500W	2000W-12V	2000W-24V
Sump Pump (1/2 HP)	500W	800W-12V	800W-24V
Toaster	1400W	2000W-12V	2000W-24V
Vacuum Cleaner	1560W	2000W-12V	2000W-24V
Waffle Iron	1200W	2000W-12V	2000W-24V
Water Pump (1/2 HP)	460W	1000W-12V	1000W-24V

Note:
Appliances specifications vary from brand to brand. Check product label or manual for actual ratings. This guide should be used as a reference tool ONLY, we cannot be held responsible for differences in wattage of your devices.

[More Detailed Information and Specification](#), please see our Catalog and Instruction Manual. Or get into contact with Meind's Technical or sales staff.

Thanks!

Meind Technology